



ADAPTAFRAME




ADAPTABASE\*



ADAPTALOCK



DOOR SEAL



THRESHOLD

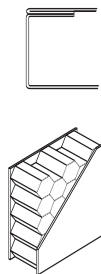


AVAILABILITY

OMEGA SE-2 security doorsets has been tested and certified to Silver Level commercial and Gold Level domestic by Sold Secure, (a Police and Home Office supported organisation which is administered by the Master Locksmiths Association) to give ten minutes resistance to a determined attack. Doors are available in single, leaf and a half and double leaf configurations with lock, panic escape and panic escape with external access options.

**DOOR LEAF**

- OMEGA SE-2 is constructed from two skins of 18g. "Galvaneal" zinc coated steel to form a 45mm thick door leaf. The vertical edges of the two skins are folded to create a full height, interlocking seam for increased panel strength and rigidity.
- 2 No. heavy section, horizontal 'anti-jemmy' reinforcing channels are bonded and welded inside the leaf and an additional 1.6mm steel "attack" skin is bonded and welded to one face of the leaf to present a 2.8mm thick laminated steel surface to the expected threat (overall leaf thickness 47mm.)
- A horizontal channel is located within the leaf, welded to the inner and outer skins, to close off the top of the leaf. An additional deep horizontal channel is installed within the top edge of the leaf as standard to take all conventional surface mounted door closers. The bottom edge of the door contains a 2.5mm thick steel reinforcing channel welded to both skins for maximum strength at this position of abuse. (It is probably the strongest reinforcing member used within the industry on doors of this type).
- The void between the two skins is infilled with a bonded honeycomb core, selected for its compression/torsional load performance. Reinforcing pads are fitted within the leaf to suit various hardware options.
- The hinging edge is reinforced by 3.4mm thick hinge mounting plates welded within the leaf.
- The lock mechanisms are installed within inner enclosures to facilitate removal for future maintenance or replacement.
- A 3mm thick astragal cover strip is welded to the leading edge of the leaf to conceal the lock beak and increase resistance to leverage

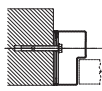


**FRAME**

- Frames are pressed from 16g. "Galvaneal" zinc coated steel to form a double rebate profile. Headers are profiled to form a smooth butt joint with the full height vertical posts and include tab and slot locators for positive engagement.
- Uprights are reinforced with 4.5mm thick steel plates at all hinge and lock points and headers include 2.5mm thick galvanised reinforcing to suit door closers.
- Frames are arranged for bolt fixing to any suitable opening structure.



Double Rebate Standard Profile



Single Rebate

**THRESHOLDS**

- Thresholds are available at extra cost, either as a shallow depth extruded aluminium profile, or a steel member, to match the frame profile, producing a full four-sided frame, when required.

**SEALS**

- A tubular, silicone-rubber seal can be supplied, bonded into the frame rebate, which, in conjunction with the threshold, ensures accurate sealing of the door/frame gap, for optimum weather and thermal performance.

**HARDWARE**

- Door leaves are hung from 4 No. 3.4mm thick, stainless steel, full ball-bearing hinges each complete with integral dog bolt security pin.
- As standard, doors are provided with a 5-lever security sash lock and a security deadlock in accordance with BS 3621. Alternatively, doors can be provided with euro-profile locking devices, at extra cost, to allow greater keying flexibility on site. This type of lock would include anti-drill cylinders, reinforcing plates, and special-purpose security escutcheons by Omega.
- Doors can also be provided with emergency escape equipment to EN1125 or EN179, but additional locking is still required for 'out-of-hours' security. This would either be in the form of a dead-lockable panic device or a separate deadlock.
- *This would be subject to approval by Building Control prior to installation.*
- Various additional items can also be provided, e.g. closers, friction stays, door viewers, security windows, etc., and whatever hardware is selected, all items are normally factory prepared, requiring no additional preparation work on site.

**FINISH**

- As standard, all door leaves & frames receive one coat of self-etching primer, prior to despatch.
- Alternatively, doors can be supplied factory-finished in our high performance, low-baked acrylic-melamine paint system to any standard B.S.4800 or R.A.L. colour. (Specialist paint systems are also available to suit Coastal/Chemical environments - see separate Data Sheet.)

**TO SPECIFY**

Door(s) to be OMEGA SE-2 doorsets, supplied (and installed) by \_\_\_\_\_, to suit a structural opening \_\_\_\_\_ mm wide x \_\_\_\_\_ mm high, including double-rebated frames, (extruded aluminium threshold & seals etc., if required), & standard hardware.

Door(s) to be:

- a) primed for final site painting by others, or
- b) finish-painted to B.S. \_\_\_\_\_ (R.A.L. \_\_\_\_\_).

**PERFORMANCE**

- OMEGA doorsets are designed and manufactured to I.S.O.9000 Quality Assurance Standards.
- The OMEGA SE-2 security door is certified to the Sold Secure standard Silver for commercial and Gold for domestic applications (ten minutes determined attack).
- *In keeping with our policy of continuous development we reserve the right to change specifications without prior notice.*



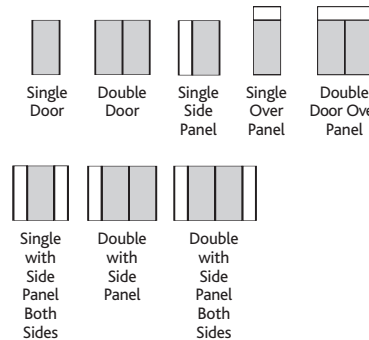
**SIZE RANGE:**

STRUCTURAL OPENINGS	
Width	Height
Single up to 1300mm	up to 2900mm
Double up to 2500mm	up to 2900mm

**VISION PANELS:**

Various glasses to suit specific attack risk.

**DOOR ELEVATIONS:**



**OPTIONAL EXTRAS:**

- Adaptabase\*
- Adaptaframe
- Withdrawn
- Extended
- Stainless Steel construction
- Six panel, embossed steel faces
- Overpanels/ Sidepanels
- Threshold
- Weather/smoke seals
- Square/rectangular/circular windows



\* Design Right. Patent Granted.



**Omega Doors**

Units 493-495 Holly Place,  
Walton Summit Centre, Bamber Bridge,  
Preston, Lancashire PR5 8AX

Tel: 01772 696 351  
Fax: 01772 696 412

Email: julie@omegadoors.com  
Website: www.omegadoors.com

Omega Doors Limited is a subsidiary company of Allmar International Limited

